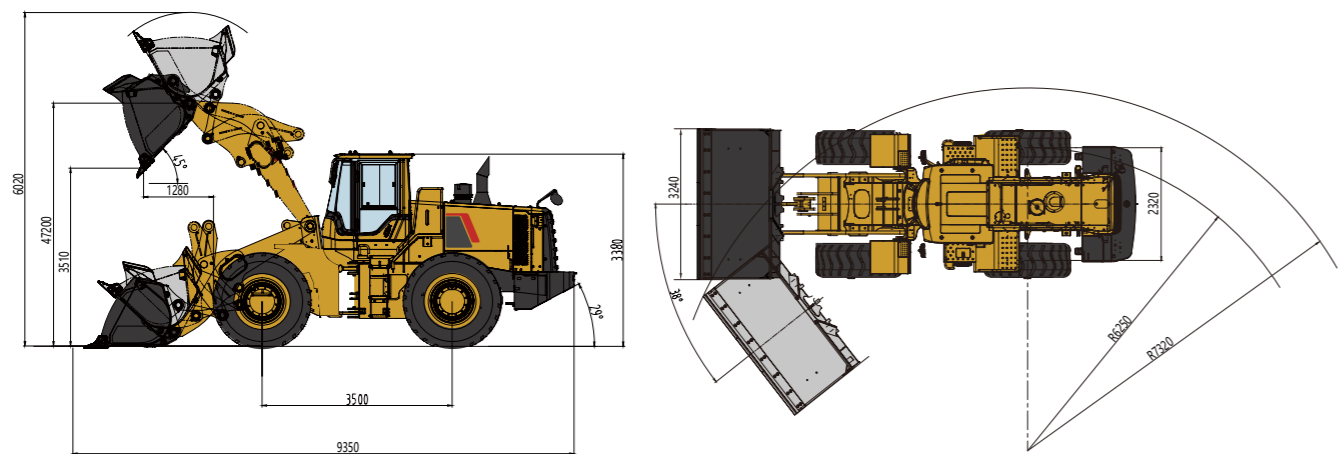


FL976H Wheel Loader Specifications

FL976H Dimensions



Item	Specifications
Rated Load	7000kg
Max. Traction Force	189kN
Max. Gradeability	29°
Max. Dump Clearance	3510mm
Dump Reach	1280mm
Wheel Tread	2320mm
Wheelbase	3500mm
Overall Dimension (L×W×H)	9350mm×3240mm×3380mm

Engine	
Emission Standard	Stage III
Number of Cylinder-Bore/Stroke	6-126*130
Max. Torque	1185N·m
Rated Speed	2200rpm
Displacement	9.726L

Transmission System	
Torque Converter	Single stage single phase three element
Modulus of Converter	2.355
Transmission	Electronical control countershift
Gear Shift	4 forward, 3 reverse
Max. Speed	38km/h

Front and Rear Axles	
Axles Type	Dry axles
Final Decelerate Type	Planetary reducer, spur cylindrical gear

Tyre	
Tyre Size	750/65R25
Ply	★★
Front Tyre Pressure	0.625-0.655MPa
Rear Tyre Pressure	0.525-0.555MPa

Steering System	
Type	Fix&Variable hydraulic system
Steering Angle Each Direction	38°±1°
Min. Turning Radius	7320mm

Hydraulic System	
Working Pressure	20MPa
Boom Lifting Time	6.2s
Total Cycle Time	10s

Brake System	
Service Brake	Air over hydraulic caliper disc brake
Park Brake	Air-cut brake

Service Refill Capacity	
Fuel Tank	320L
Hydraulic Tank	175L
Engine Oil	20L



Engine Model
Rated Power
Operating Weight
Bucket Capacity
Max. Breakout Force

WEICHAI WP10G286E301
210kW
23640kg
4.5m³
185kN

FL976H
WHEEL LOADER



PRODUCTIVITY

- Standard equipped with 4.5m3 bucket, high-efficiency powertrain system is perfectly matched with hydraulic multi-stage power system that makes machine work fast and efficient.
- The proven linkage structure is very efficient which has big breakout force, quick movement and high lifting capacity features.
- Low-effort joystick control system delivers high-efficiency operation with ease and fast.

RELIABILITY

- The H series features many components which leverage product designs that have delivered reliable and durable machines.
- Adopt world class engine which provides excellent service and part availability in market.
- Optimized layout of pipelines and dual-seal technology can avoid oil leakage and make hydraulic system more reliable.

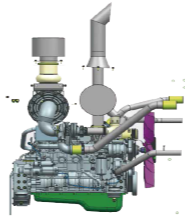
ROBUSTNESS

- Reinforced center-articulated frame which has passed million times fatigue experimental test, 1,000 hours intensive experimental test and 5,000 hours jobsite test, it has been proved to be robust and durable.
- Bucket use JF440 steel which are joint-invented with renowned steel factory, it is more robust and wearable.
- The key components of axles are reinforced which could extend service time of whole axles and makes it more suitable for heavy-duty applications.

COMFORT


- LOVOL ETX (European Technology Excellent) cab adopts skeleton structure which has great vision, solid frame and lower noise features, these could provide a comfortable working environment for operator.
- High-back mechanical suspension seat with headrest could make operator feel more comfortable.

01
Engine



- Standard equipped with WEICHAI WP10G286E301 engine which adopts electronic control high pressure common rail fuel system to realize accurate combustion control. Intelligently adjust the power curve to meet multiple working modes to reach efficient fuel saving aim. The engine cylinder adopts new reinforced design that the hardness had increased by 30%. It has great advantage in low speed & large torque conditions and it also has stable & strong power performance in high strength and long time working conditions.

02
Transmission



- The transmission adopts Germany ZF BP230 automatic shifting gearbox, it is durable and reliable that can provide long service time.
- Equipped with electronic control shifting lever which has small shift control force to reduce operator's labor intensity and it has KD function to realize efficient switching.

03
Axles




- Axle housing is optimized design through increasing the cross-section, the brace bearing of wheel hub is also reinforced, that make front axles capacity reaches 40T.
- Main reducer and wheel hub are reinforced, the service lives rise 30%.

04
Cab




- Integrated closed skeleton structure cab which has great vision, equipped with air conditioning and high-back mechanical suspension seat, that make operator more comfortable.
- The cabin has micro pressurizing air system that makes the environment cleaner and comfortable.

05
Frame and Articulation



- New reinforced front and rear frames with patented composite articulated structure went through million times fatigue experimental test, 1,000 hours intensive experimental test and 5,000 hours jobsite test, reach super strong payload capacity.

06
Hydraulic System



- The hydraulic system is fix & variable system and the steering pump is piston pump with high bearing pressure and high reliability features.
- Hydraulic oil filter's filtration ratio is 200 (means 99.5% impurities could be filtered out), that makes hydraulic system cleaner and more reliable.

Attachments



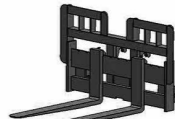
Larger Bucket




Log Grapple



Rock Bucket



Pallet Fork



Coal Bucket



Side-dump Bucket